

This is the ASP default view

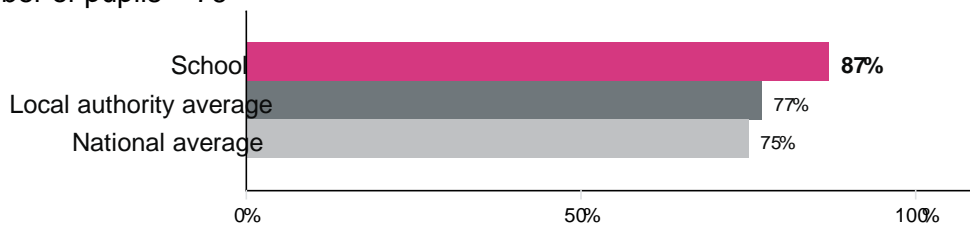
Whybridge Infant School (URN: 102285)

Key stage 1

This is provisional data for 2017/18. CLA data is not currently available, therefore we are not currently publishing breakdowns of data such as disadvantaged which appeared previously. This information will be included in a later release.

Percentage achieving at least the expected standard in reading

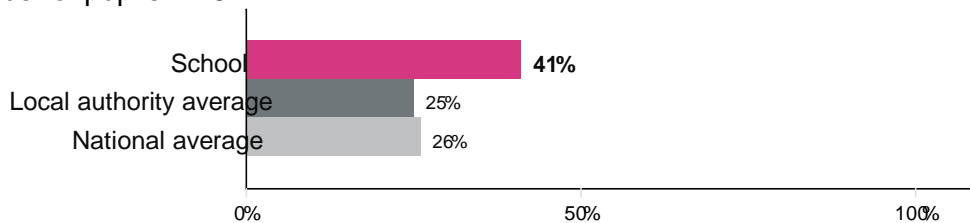
Number of pupils = 76



Percentage achieving at least the expected standard in reading

Percentage achieving greater depth in reading

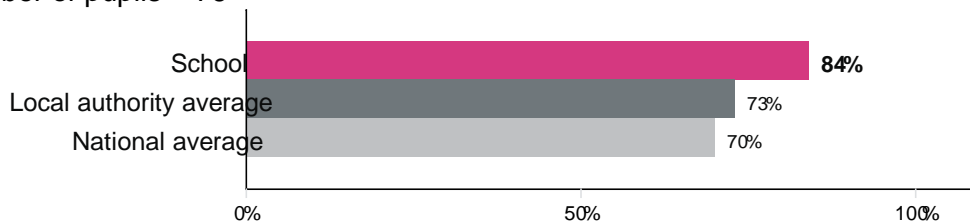
Number of pupils = 76



Percentage achieving greater depth in reading

Percentage achieving at least the expected standard in writing

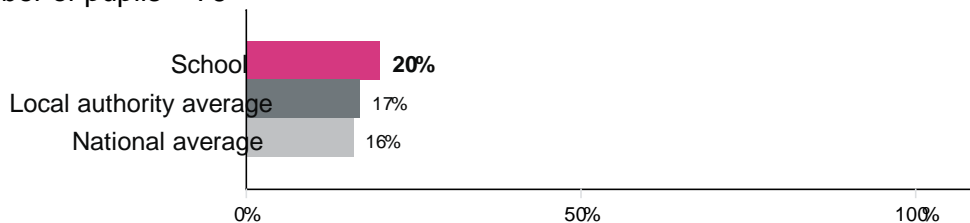
Number of pupils = 76



Percentage achieving the expected standard in writing

Percentage achieving greater depth in writing

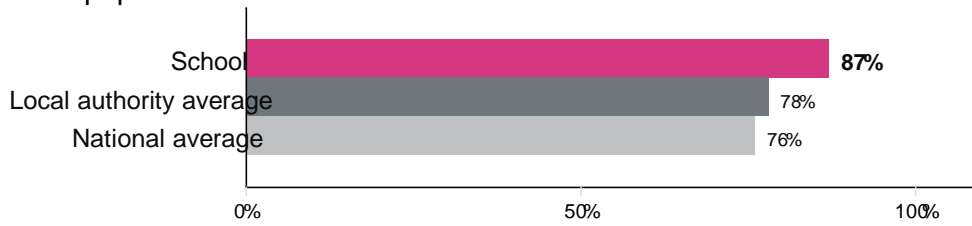
Number of pupils = 76



Percentage achieving greater depth in writing

Percentage achieving at least the expected standard in maths

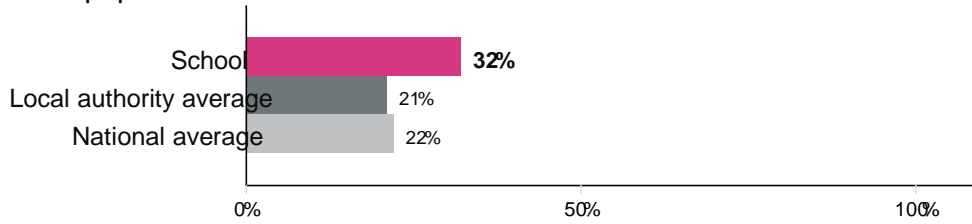
Number of pupils = 76



Percentage achieving at least the expected standard in maths

Percentage achieving greater depth in maths

Number of pupils = 76



Percentage achieving greater depth in maths